

You Can Make Your Home Safer



Tips to help you
prevent electrical
accidents.



ELECTRICAL SAFETY

You can prevent electrical accidents in your home.

Follow this advice:

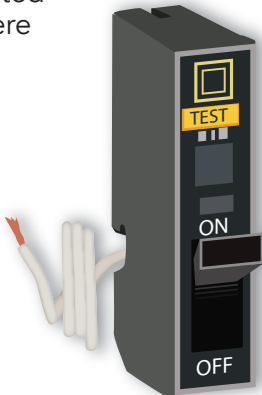
- Have your home inspected by a licensed electrician every 10 years; sooner if you experience electrical problems.
- Know electrical system danger signs, such as flickering lights, blown fuses, and warm or discolored wall plates.

Electrical circuit safety:

- Don't overload your electrical circuits. Major appliances (refrigerators, air conditioners, etc.) each need their own receptacle outlets.
- Plug cords in securely. Don't use frayed or damaged cords.
- Use extension cords for temporary use only; if you need these daily, it's time to get your electrical system upgraded.

Ask an electrician if your home needs an Arc-Fault Circuit Interrupter (AFCI).

An arc-fault can happen when electrical devices and wiring are old, damaged, or stressed. More than half of home electrical fires could be prevented each year if AFCIs were installed (Consumer Product Safety Commission).



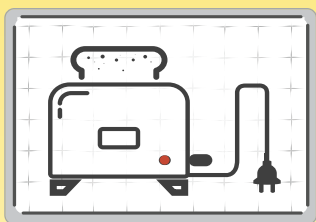
COOKING SAFETY

Cooking is the leading cause of home fires.



PREVENT COOKING FIRES:

- Keep anything that can burn away from your stove top.
- Stay in the kitchen when cooking.
- Unplug cooking appliances after use.




GFCI RECEPTACLES PREVENT SHOCK AND ELECTROCUTION

- Have GFCI receptacles in your kitchen.
- Test them often.



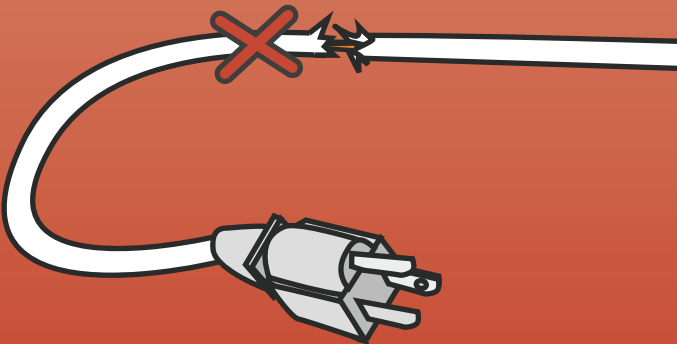
HEATING SAFETY

Heating equipment is the second leading cause of home fires in the United States.



PREVENT HEATING FIRES:

- Keep anything that can burn at least 3 feet away from heaters.
- Place heaters flat on the ground.
- Don't use an extension cord with your heater. Instead, plug it into the wall.
- Turn heaters off when you go to sleep or leave the room.
- Never use a heater with a damaged cord.



HAVE **WORKING** SMOKE ALARMS



Every home needs working smoke alarms.



- Install smoke alarms on every level of your home.
- Smoke alarms should be in each bedroom and outside each sleeping area.

TEST YOUR SMOKE ALARMS:

- Push the test button on each smoke alarm every month.
- Replace 9-volt batteries once a year. Replace them sooner if the smoke alarm chirps (that means low battery power).
- If your smoke alarms are 10 years old or older, replace them with new ones.

KEEP YOUR SMOKE ALARMS WORKING:

- If your smoke alarm makes noise when you're cooking, use a newspaper to fan the smoke away.
- Never remove the battery from a smoke alarm.

REMEMBER TO:

- TEST** smoke alarms monthly
- CHANGE** battery yearly
- REPLACE** alarm every 10 years

The Electrical Safety Foundation International (ESFI) is a 501(c)(3) organization and North America's only non-profit organization dedicated exclusively to promoting electrical safety in the home and workplace. ESFI sponsors National Electrical Safety Month each May, and engages in public education campaigns and proactive media relations to help reduce property damage, personal injury, and death due to electrical accidents.

Funding for this brochure is provided through DHS/FEMA's Grant Program Directorate Assistance to Firefighters Grant Program, Fire Prevention & Safety Grant.



Visit the Foundation's Website at www.esfi.org or call 703.841.3229

Please share this free resource to save lives

ESFi

Electrical Safety Foundation International

1300 North 17th Street, Suite 900

Rosslyn, VA 22209

Phone 703.841.3229 / Fax 703.841.3329

E-mail: info@esfi.org

www.esfi.org

****All facts and statistics from National Fire Protection Association, NFPA®. NFPA.org.***